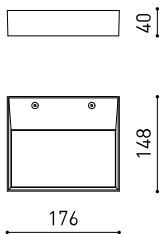




Dimensions



	Name
	Reference
	Colour
	RAL
	Category

PRODUCT

REC MINI DIM PUSH 2700K NT
A3080030NT
Textured black
9005
WALL

	Type
	Gross luminous flux
	Colour temperature
	Chromatic stability
	Colour Rendering Index
	Power
	Current
	Efficacy
	LED lifespan
	Energy efficiency class

LIGHT SOURCE

LED
2450 lm
2700 K
MacAdam Step 2
CRI>90
20 W
700 mA
123 lm/W
L80B10 >60.000h
E

	Lighting efficiency
	Light beam angle

LIGHTING FIXTURE | PHOTOMETRIC DATA

56%
100°

	Driver
	Power values of the system
	Frequency
	Dimming
	Electrical insulation class

LIGHTING FIXTURE | ELECTRICAL DATA

Included
23,45 W
50/60 Hz
Push
<input type="checkbox"/>

	Sealing
	Wireless control
	Weight
	Packaged weight
	Packaging dimensions
	Units per package
	Materials

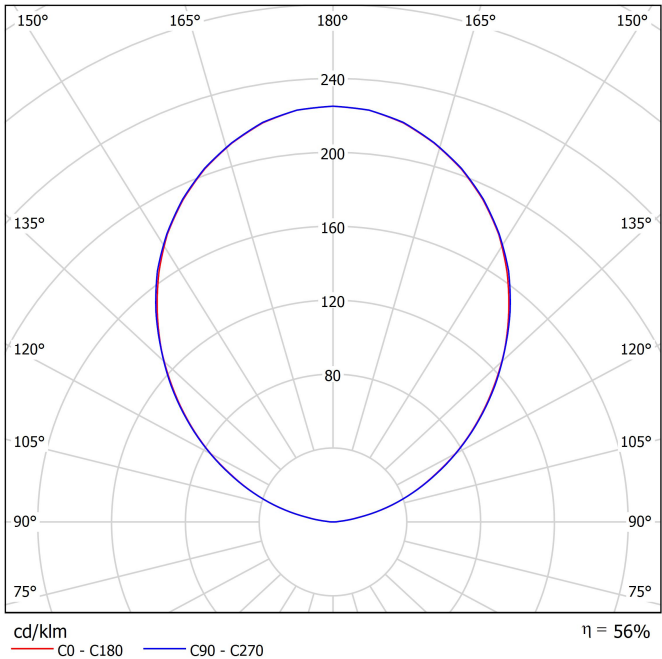
OTHER DATA

IP20
Please Consult
900 g
975 g
232 x 190 x 48 mm
1
Aluminium / Polymethyl Methacrylate

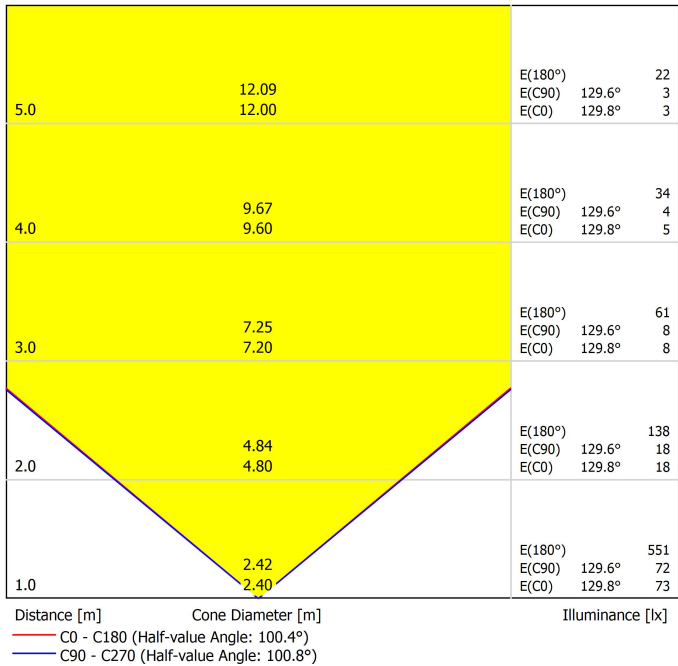


Rec is a LED appliance that is especially ideal to carry out indirect lighting functions. This is a luminary that perfectly fits into projects that prioritise the comfort given by indirect lighting but also require a high volume of light. Formally, Rec is expressed in a slender cuboid with pure lines and a minimalist design.

Polar diagram



Conical diagram





Fuente de luz (LED) reemplazable por un profesional autorizado

Replaceable (LED only) light source by an authorized professional.

Source lumineuse (LED) remplaçable par un professionnel agréé

Sorgente luminosa (LED) sostituibile da parte di un professionista autorizzato

Austauschbare (LED) Lichtquelle durch einen autorisierten Fachmann



Equipo de control reemplazable por un profesional autorizado

Replaceable control gear by an authorized professional

Dispositif de commande remplaçable par un professionnel agréé

Alimentatore sostituibile da parte di un professionista autorizzato

Auswechselbares Betriebsgerät durch autorisierten Fachmann

## Instrucciones para el final de vida y la eliminación de los componentes:

### Instructions on end-of-life and component disposal:

### Instructions pour la gestion des composants en fin de vie et leur mise au rebut :

### Istruzioni per il fine vita e lo smaltimento dei componenti:

### Anweisungen zur entsorgung der Leuchtenkomponenten:



Interrumpir la alimentación del aparato  
Cut the power supply to the luminaire  
Couper l'alimentation du luminaire  
Interrompere l'alimentazione dell'apparecchio  
Stromversorgung der Leuchte unterbrechen



Quitar la(s) fuente(s) de luz para el desecho  
Remove light source(s) for disposal  
Retirer la (les) source(s) lumineuse(s) pour l'élimination  
Rimuovere la/le sorgente/e di luce per lo smaltimento  
Lichtquelle(n) zur Entsorgung entfernen



Quitar la batería para el desecho  
Remove the battery for decommissioning  
Retirer la batterie pour sa mise au rebut  
Rimuovere la batteria per la dismissione  
Die Batterie ordnungsgemäß entsorgen



Quitar el equipo de control para el desecho  
Remove control gear for disposal  
Retirer le dispositif de commande pour l'élimination  
Rimuovere l'alimentatore per lo smaltimento  
Betriebsgerät zur Entsorgung ausbauen

Enviar los materiales a un centro de recogida RAEE  
Send the materials to a WEEE collection centre  
Envoyer les matériaux dans une déchetterie DEEE  
Inviare i materiali ad un centro di raccolta RAEE  
Die Materialien in einem WEEE-Zentrum entsorgen

